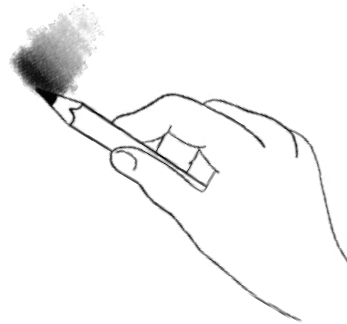


### Holding a pencil to shade




Detail grip  
(Writing grip)



Shading grip

### The four rules of shading


1. Use the side of the pencil.
2. Work in one direction.
3. Press evenly.
4. Leave no gaps.



### Artists


- Yellena James
- Katie Daisy
- Edgar Degas
- Dianne Sutherland
- Sara Boccacini Meadows

Digital art - Art made using electronic devices and computers.

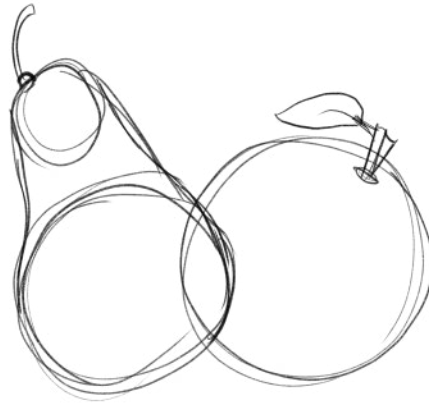


### Create smooth even tones

Blending of tones evenly, achieved by smooth pressure when shading.



Sketching - A simple, quickly-made drawing that does not have many details.



Use simple shapes to sketch a picture.

